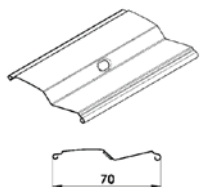
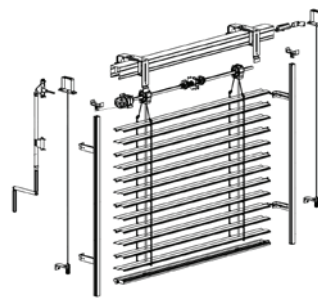

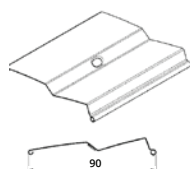


Technical characteristics | Aluminium blinds Z line

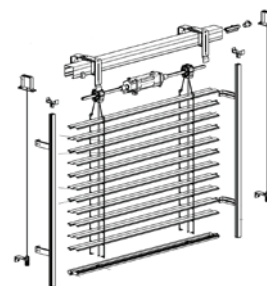
Z line 70 lamella



Z line 90 lamella



Manual control



Automatic control

Model	Minimum width	Maximum width		Maximum height	Maximum area	
		Manual	Automatic		Manual	Automatic
Z line 70	600 mm	4000 mm	6000 mm	4000 mm	8 sq.m	18 sq.m
Z line 90	600 mm	4000 mm	6000 mm	4000 mm	8 sq.m	24 sq.m

Model

Head Rail



Bottom Rail



Lamella



Z line 70	Fe, 56 mm x 58 mm	Al, 56 mm x 60 mm	Al, 67 mm x 13 mm	Al, 70 mm x 0,42 mm x 83 mm
Z line 90	Fe, 56 mm x 58 mm	Al, 56 mm x 60 mm	Al, 93 mm x 14 mm	Al, 90 mm x 0,42 mm x 113 mm

Standart colours RAL



* Only for Z line 90