
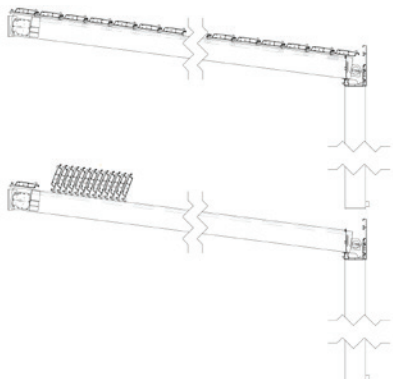
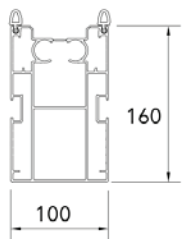


# Technical characteristics | pergola Titan 160

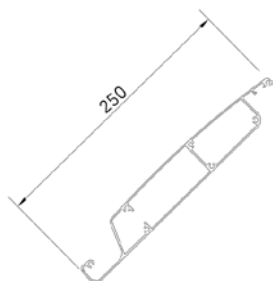


Maximum width: 9000 mm  
Maximum projection: 6000 mm  
Snow load - up to 200 kg/sq. m

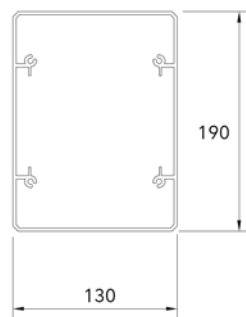
1 Rafter Profile



2 Lamella Profile



3 Column profile



4 Gutter Profile

